Beech Families Weekly Update
September 21, 2020 – September 25, 2020

Hello Beech Families,

Hooray! We made it through our first full week of remote learning. Students are doing a great job logging into the Zoom class sessions and completing work on Google Classroom. Please give your student(s) a high five from all of us. Don't forget to give yourself one as well as I know the change to full remote learning has been met with challenges you have had to conquer.

Please remember that as students are completing assessments or participating in their Zoom classes, we need parents to allow for teacher/student interactions. If you need to speak with your child's teacher, please reach out to them through email, Google Classroom or DOJO. Beech teachers are always willing to support our students and their families.

NWEA (MAP) Testing:

NWEA (MAP) testing will begin on Tuesday, September 29, 2020. MAP Growth helps teachers understand what students know today, so that goals can be to improve growth throughout the school year. **Students cannot pass or fail this test.** Please look for the schedule in the next weekly bulletin.

eSpark Learning Parent Webinar:

Please take time to view the below 14 minute eSpark Learning webinar. It will help you to gain an understanding of eSpark Learning and offers several tips for remote learning. Click on the link. eSpark Learning Parent Webinar

PBIS Family Engagement Activity:

As part of our PBIS initiative this year we will be rolling out a variety of activities for family engagement each month. What is PBIS you ask?

Positive Behavior Support is a proactive approach aimed at creating safe and effective schools. Emphasis is placed on teaching and reinforcing important positive social skills.

This school year, we would like to continue to remind our students about positive behavior by including the whole family in engaging and fun activities.

For our first month, we will begin with ***Spinning into a positive learning/behavior routine***. Included are directions for you to create a pinwheel with your family members. Make sure to have parental supervision while making these, as they require some sharp objects. If you do not have these items at home, feel free to pick up your supplies at the Beech Elementary School office, beginning Monday, Sept. 21, 2020. We hope you will share some pictures with us on our Beech Facebook page.



Pinwheels for Panthers

Instructions. Pinwheels are easy to make. As long as you begin with a square, the size of your pinwheel is up to you; go for at least 8 x 8. If you decide to make a big pinwheel make sure the stick or dowel (or pencil) you use is longer.

1. Begin with a square of paper.

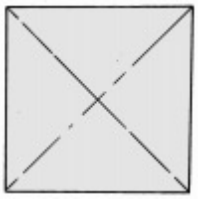

2. Fold your square, corner to corner, then unfold.

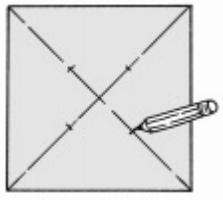

3. Make a pencil mark about 1/3 of the way from the center.

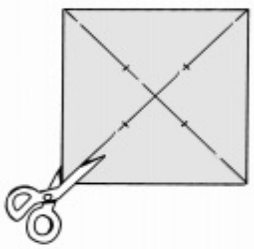

4. Cut along fold lines.





5. Bring every other point into the center and stick with a pushpin through all four points.

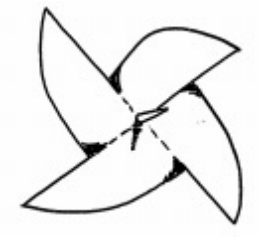

6. Turn your pinwheel over-make sure the pin pokes through in the exact center.
7. Roll the pin around in little circles to enlarge the holes a little. This allows your pinwheel to Spin.

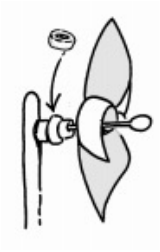

8. Stick the pin into a pencil eraser. Wrap a string around the pin tip to separate from the pencil.

Note from Mrs. Lapham (Librarian):

Your Beech library books can be returned to school. Just bring them to the main doors of the school and someone will be happy to collect them. Thank you.

Have a great weekend!

Sincerely,
Mrs. K. Clinkscale
Proud Beech Principal